



PRESS INFORMATION

November 2016

FSX-S 125 ABS



<u>Introduction</u>	P.3
<u>Product concept</u>	P.4
<u>Engine design</u>	P.6
<u>Chassis design</u>	P.11
<u>Electrical design</u>	P.17
<u>Styling design</u>	P.20
<u>Color variations</u>	P.23
<u>Specifications</u>	P.24



Suzuki has defined sportbike performance for more than 30 years. It started with the legendary GSX-R line, with more than a million sold worldwide. And the dedicated Suzuki engineers behind the GSX-R line take their responsibilities very seriously: Every GSX-R must be the lightest and best performing in its class, in an unbeatable package. Now Suzuki engineers have applied their expertise and design philosophy to an exciting new street sport 125cm³ class motorcycle, based on the revolutionary GSX-R125.

Meet the new lightweight king of the streets, the Suzuki GSX-S125. It has the best power-to-weight ratio and acceleration in the 125cm³ street sport class, plus nimble handling and great fuel economy. It also has exciting, modern, innovative bodywork, with traditional handlebars and a low seat height for a comfortable ride. Along with a multi-function LCD instrument and vertically stacked LED headlights in a stylish cowl.

It is a dependable, comfortable, nimble motorcycle that also delivers genuine Suzuki high-performance. It is made to handle city traffic jams while commuting to school or work during the week. And it is also an exciting motorcycle ready for fun rides into the countryside—or even a track ride—on weekends.

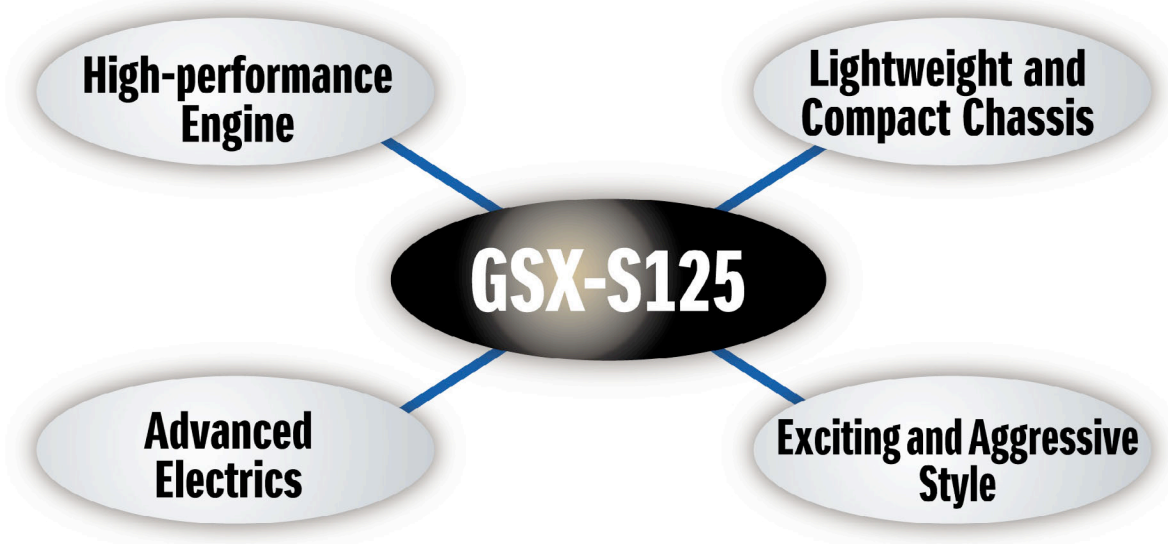
The GSX-S125 is a motorcycle that's easy to ride. And it is easy to be proud of, with a genuine supersport engine and the latest technology, plus high-quality fit and finish, and beautiful paint and graphics.



The product concept of GSX-S125 is;

A GSX-S to Revolutionize The Lightweight Class

- High-performance mechanism which comes from big bikes
- Top-class fuel efficiency
- Engine performance with great acceleration realizes comfortable and stress-free ride on city and country road.
- The package of lightweight chassis and comfortable feet reach enables easy riding in traffic.



Major feature of the new GSX-S125 are;

- 1) Most powerful engine in the class *125cm³ Street Sport Class
 - ✓ High-performance, liquid-cooled, DOHC 4-valve power unit
 - ✓ Class-leading power-to-weight ratio
 - ✓ Class-leading acceleration performance
 - ✓ Meeting the requirement of Euro4 and new WVTA
- 2) Low fuel economy
- 3) Lightest weight in the class *125cm³ Street Sport Class
- 4) Lowest seat height in the class and comfortable riding position
- 5) Slim and compact bodywork
- 6) Shutter-key lock system
- 7) LED headlight
- 8) Informative multi-function full LCD instrument
- 9) Suzuki Easy Start System for one-push engine start
- 10) Dual-exit exhaust muffler
- 11) Petal brake discs and sporty cast aluminum wheels
- 12) Exciting and aggressive style




The Science of Engine Design

By utilizing skills and experience gained through GSX-R development, the best performing engine is completed.

The liquid-cooled, four-valve, bucket-tappet double-overhead-camshaft (DOHC) engine contributes to 125cm³ class-leading power-to-weight ratio. This achieves superb acceleration and the maximum speed and improves the pleasure of the best speed feel.

The entire engine speed range from low to high rpms is also an attractive feature of GSX-S125.



Engine type	4-stroke DOHC
Cooling system	Liquid-cooled
Bore x Stroke (mm)	62.0 X 41.2
Compression ratio	11.0 : 1
Displacement (cm ³)	124.4
Maximum Output (kW)	N/A
Maximum Torque (Nm)	N/A

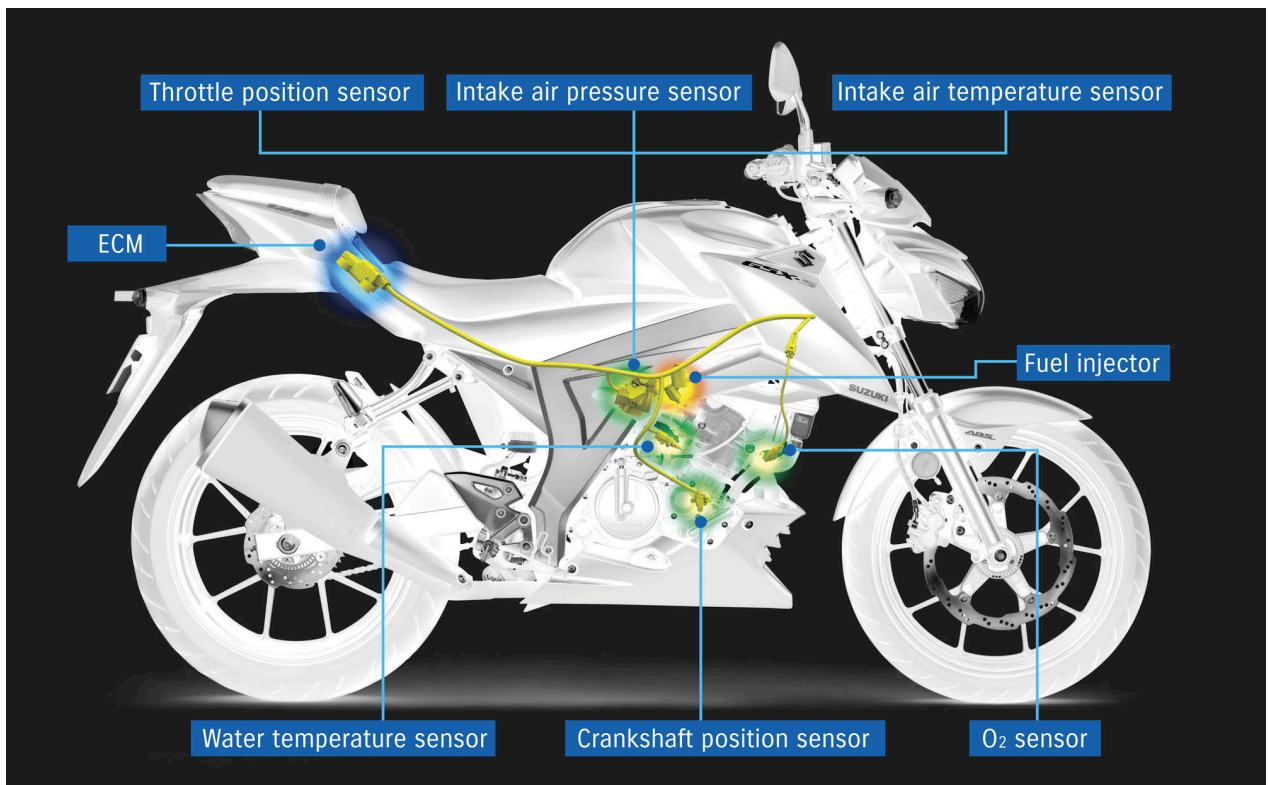
Optimized Bore × Stroke ratio

Utilizing the analysis technology of GSX-R series, the bore x stroke ratio, valve setting angle, valve diameter, and compression ratio are optimized to be eligible for the name of “GSX-R” and gives GSX-S125 high performance. Other than high power output, the engine pick-up realizes the pleasure of awesome acceleration feeling.

Advanced Fuel Injection System

GSX-S125 utilizes a fuel injection system works with 6 sensors. It realizes optimal control under various road or weather conditions, achieving both power output and fuel efficiency. The injector has 4 holes to inject directly to 2 intake ports and it improves fuel intake efficiency.

* 6 sensors: O₂ sensor, water temperature sensor, intake air temperature sensor, throttle position sensor, intake air pressure sensor, crankshaft position sensor



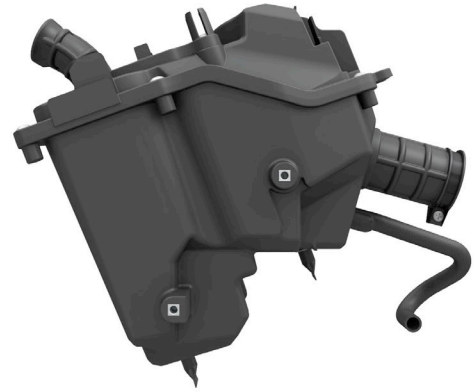
Big bore throttle body

GSX-S125 features a large 32mm diameter throttle body. This results in great intake efficiency for high rpm and power output.





Large-capacity air cleaner box

4.3L large-capacity air cleaner box achieves high power output. By utilizing our know-how in building high-performance big bikes, large capacity air cleaner box is installed while maintaining slim bodywork.



High-performance exhaust system

The high-performance exhaust system includes a dual-exit exhaust muffler. A catalytic converter helps the GSX-S125 meet the Euro4 emission standards.



Tandem configuration catalyzers



Dual-exit exhaust muffler

SCEM plated cylinder

The cylinder bore is plated with Suzuki's own race-proven nickel-phosphorus-silicon-carbide bore coating known as SCEM (Suzuki Composite Electrochemical Material). An aluminum cylinder plated with SCEM weighs much less than an aluminum cylinder fitted with a conventional, inserted cast-iron sleeve, while also reducing friction and improving durability, ring seal, heat transfer and the engine's ability to maintain consistent high-power output.



High-performance piston

Since piston goes up and down at high speed, reducing its weight even if just 0.1g contributes to performance improvement. Thanks to Suzuki's great race-proven technology, the lightweight piston with durability and strength to withstand high power output is developed.


High-performance piston ring

Thin and low tension piston rings achieve the tracking performance at high revolutions. Moreover, tension of piston ring is optimized to reduce the friction loss.



6-speed transmission

Adopting 6-speed manual transmission like big GSX-R's, and its reduction ratio settings based on GSX-R know-how to match the engine's high-power output properties. This enables a seamless transfer of power to the rear wheel for breathtaking acceleration experience.



Transmission Gear Ratio	1st	38:13
	2nd	29:15
	3rd	31:21
	4th	28:23
	5th	23:22
	6th	25:27
	Reduction Ratio (Primary/Secondary)	69:21/45:14

Chassis Design

Thanks to the know-how from GSX-R development, the compact body layout is achieved. While having both sporty looks and high power output, the great controllability with agile response and stability is maximized.

Lightest weight in the class

Utilizing the know-how of GSX-R series, the lightest body in 125cm³ street sport class is achieved. Thanks to the lightweight design, nimble handling which deliver fun of sport riding and easy maneuverability which is convenient in city riding are realized.

Lightweight and well-balanced frame design

Based on the analysis technology of torsion, longitudinal direction, and lateral direction, the frame is compatible with high rigidity and lightweight. The frame is about 3kg lighter than its benchmarks and the rigidity is intensified by adjusting the position of suspension. Thanks to the sophisticated balance, GSX-S125 is compatible with stability and superior maneuverability inherited from GSX-R.



Compact chassis

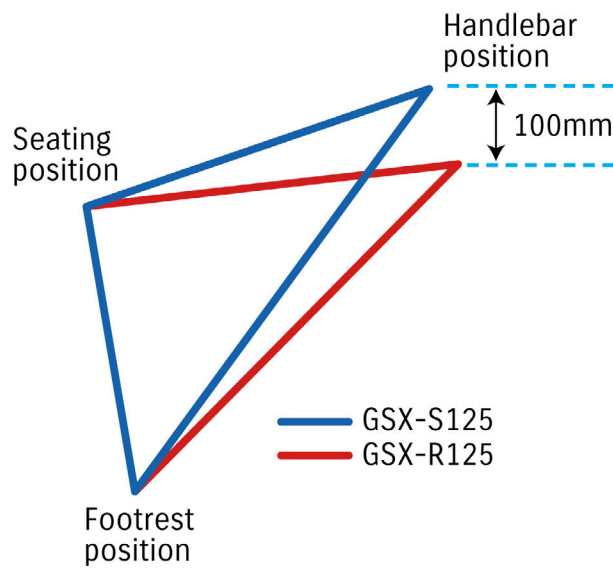
The compact chassis inherited from GSX-R series achieves the shortest wheelbase and slim body among the competitive models. It enables agile handling and the great maneuverability in traffic.



Comfortable riding position

GSX-S125’s seat height is the lowest in the 125cm³ street sport class and the straddle part on the seat is slim. Those factors contribute to great feet reach. Moreover, the compact body achieves to raise the freedom of the riding position, and make all riders to be able to take appropriate riding position. The comfortable riding position realizes smooth and fast riding.

Riding position comparison



170cm rider tall



GSX-S125




GSX-R125

The seat shape of GSX-S125 and GSX-R125 is designed separately. Customer can enjoy more comfortable riding position with GSX-S125’s seat and more sporty riding position with GSX-R125’s seat.

Large petal brake disc

Braking performance is the important factor for fast lap time. The sporty-looking petal-design $\phi 290\text{mm}$ front disc works with a dual-piston caliper and the $\phi 187\text{mm}$ petal-design rear disc works with a single-piston caliper, both delivering excellent braking performance.



Front (mm)	$\phi 290$
Rear (mm)	$\phi 187$

Lightweight ABS

The Anti-lock Brake System (ABS) is the latest Bosch ABS 10 base unit, which is the lightest and most compact two-channel ABS system on the market. The pro-active system monitors wheel speed and immediately intervenes when imminent wheel lock is detected—before actual lock-up. The compact ABS system as installed on the GSX-S125 weighs just 0.59 kilograms.



Note: ABS is not designed to shorten the braking distance. Please always ride at a safe speed for road and weather conditions, including while cornering.

17-inch tube-less tire

The tires adopted for GSX-S125 are co-developed with DUNLOP. The 17 inch tires achieve both straight running stability and cornering performance. Especially, the rear tire which the size is 130/70-17M/C realizes superior drivability.



<input type="checkbox"/>	Rim Size	Tire size	Tire Brand
Front	17M/C x MT2.15	90/80-17M/C	DUNLOP D102
Rear	17M/C x MT3.50	130/70-17M/C	DUNLOP D102

Lightweight 10-spoke wheel

The lightweight wheels are designed with advanced analysis technology. While achieving the sporty looks, it is compatible with lightweight and strength.



Hugger fender as standard equipment

A hugger rear fender fits just above and in front of the tire, to protect the shock absorber. A rear fender extension provides protection from tire spray in wet conditions.



Shutter-key lock system

The shutter-key lock requires only one operation. To open the shutter, just press the key mascot at a set position, and close it by operating the knob. This makes startup possible even with gloves on or at night when the key hole is hard to see.




Open: 1 action



Close: 1 action

Decent steering angle that increases maneuverability

The steering angle of GSX-S125 is 40-degree. It realizes the great turning capability which is convenient in riding through traffic.



Electric design

To make GSX-S125 is eligible as the fastest street model, the advanced electric items are installed. The convenience of Suzuki easy start system, Multi-function, full LCD instrument and LED headlights makes your daily motorcycle use comfortable.

Suzuki easy start system

The convenient easy start system automatically starts the engine with one touch of a button mounted on the handlebar; there is no need to hold the button down until the engine fires.



LED headlights and LED license plate light

Reflecting its GSX-R heritage, GSX-S125 features vertically stacked LED headlights, with the low beam above the high beam, and position lights on each side of the head light. The headlights are bright and compact.

The LED license plate light on the rear fender is lighter, more compact and much more durable and vibration resistant than the conventional bulb lights used on competing 125cm³ machines.



Lighting

Position lights: Same as the headlights, LED is adopted and position lamps are installed in both sides of the headlight.



Tail light: Serrated design, compact design and the way of lens-cut realize the cool and sporty rearview.

LED license plate light: Introducing the trend of large cm³ bikes, light and sporty tale design is achieved. Moreover, long-life and light lamp, LED is installed and it is first time among competitors.



Multi-function, full LCD instrument

GSX-S125 has a full LCD instrument panel set in a modern dashboard, framed by turn signal, neutral, hi-beam, coolant temperature, malfunction indicator lamp (MIL), ABS, and programmable engine-RPM indicator lights. The bright LCD panel includes a segmented-bar tachometer across the top; a digital speedometer; a gear position indicator; a digital clock; a digital odometer with dual trip meters; an average fuel consumption meters; a fuel gauge; and an oil change timing indicator.



*All lights and indicators are illuminated in the photo for illustrative purposes.

	<p>Engine-RPM indicator lights up or flashes depending on user preferred revs. *1 *1 Can be set in 500rpm increments within a 3,000 to 11,500rpm range.</p>
	<p>Gear position indicator indicates each gear, from the 1st to the 6th speed, for proper verification while riding.</p>
	<p>Oil change timing indicator notifies the rider when it's time to change oil*2, making it easy to determine when it is time for maintenance. *2 Default setting: 1,000km The oil change timing indicator can be set randomly by the user in 500km increments within a 500 to 4,000km range.</p>
	<p>Clock functions make a constant time display easily viewed even when wearing a jacket and gloves.</p>
	<p>Dual trip meters helps manage oil replenishing, fuel consumption calculation and travel distance.</p>
	<p>Two patterns of average fuel consumption can be calculated in this function. It let riders manage fuel consumption depending on the way of uses such as commuting and touring. Moreover, riders can choose km/L or L/100km to display fuel consumption.</p>

The product concept of GSX-S125 is;

“An Exciting and Aggressive Style”

- Exciting, aggressive styling that transforms it into a rolling work of motorcycle art.
- Front section starts at the front with a modern headlight cowl and instrument module, and continues with a sculpted fuel tank and extended upper side cowlings, plus a lower engine cowl.
- The tail section and side panels extend forward and reach underneath the fuel tank, unifying the design. And frame covers add distinction and substance to the overall look



Styling

The styling of GSX-S125 is compact but aggressive. To make the slim chassis look larger in volume, the fuel tank and shroud are linked, and under cowling is equipped. Moreover, coolness of GSX-S125 is expressed also by forward bend style realized by making the headlight position low, and the serrated design of taillight.



Vertically stacked dual headlights

The unique feature of GSX-R series, the vertical stacked dual headlights are equipped. Adopting compact LED contributes to the compactness of the headlights. Moreover, by making the handle low and moving the headlights forward make the face cowl angle to be sharp and realizes sporty, sharp, wild and strong face which deserves the name of GSX-R series.



Linked fuel tank and shroud, and under cowling

By linking fuel tank and shroud, and equipping under cowling, created volume of the chassis and make GSX-S125 look more cool and gorgeous.



Sporty separated seat design

Separate-type seat features both its ideal riding position and sporty looks.





Solid Black 50% Gloss [291]



Stronger Red / Titan Black [GTA]



Metalic Triton Blue [YSF]

Overall Length	2,020mm (79.5 in)
Overall width	745mm (29.3 in)
Overall height	1,040mm (40.9 in)
Wheelbase	1,300mm (51.2 in)
Ground clearance	155mm (6.1 in)
Seat height	785mm (30.9 in)
Curb mass	133kg (293 lbs)
Engine type	4-stroke, 1-cylinder, liquid-cooled, DOHC
Bore x Stroke	62.0mm x 41.2mm (2.4 in x 1.6 in)
Engine displacement	124.4cm ³ (7.6 cu in)
Compression ratio	11.0 : 1
Fuel system	Fuel injection
Starter system	Electric
Lubrication system	Wet sump
Transmission	6-speed, constant mesh
Primary reduction ratio	3.285 (69/21)
Final reduction ratio	3.214 (45/14)
Front suspension	Telescopic, coil spring, oil damped
Rear suspension	Link type, coil spring, oil damped
Rake / trail	25.5° / 93.3mm (3.7 in)
Front brake	Disc (Petal)
Rear brake	Disc (Petal)
Front tire	90/80-17M/C, tubeless
Rear tire	130/70-17M/C, tubeless
Fuel tank capacity	11.0L (2.9 / 2.4US / Imp gal)

Specifications, appearances, color (including body color), equipment, materials and other aspects of the SUZUKI products shown in this press information are subject to change by Suzuki at any time without notice and they may vary depending on local conditions or requirements. Some models are not available in some territories. Each model may be discontinued without notice.

Please inquire at your local dealer for details of any such changes.